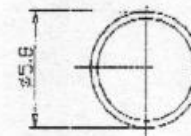
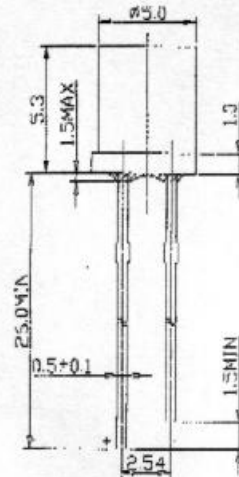


■Features

- High Power LEDs
- 5ø Standard Directivity
- Superior Weather-resistance
- UV Resistant Epoxy
- Water Clear Type

■Applications

- General Purpose Indicators
- Small Area Illuminations
- Back Lighting

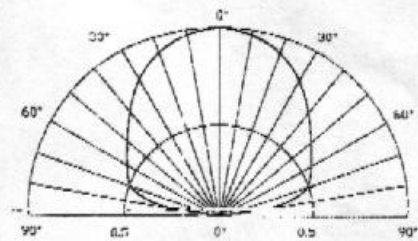
■Outline Dimension


Unit: mm
Tolerance: ±0.25mm

■Absolute Maximum Rating
(Ta=25°C)

Item	Symbol	Value	Unit
DC Forward Current	I_F	30	mA
Pulse Forward Current*	I_{FP}	100	mA
Reverse Voltage	V_R	5	V
Power Dissipation	P_D	120	mW
Operating Temperature	T_{opr}	-30 ~ +80	°C
Storage Temperature	T_{stg}	-30 ~ +100	°C
Lead Soldering Temperature	T_{sol}	260°C/3sec	-

*Pulse width Max.10ms Duty ratio max 1/10

■Directivity

■Electrical -Optical Characteristics
(Ta=25°C)

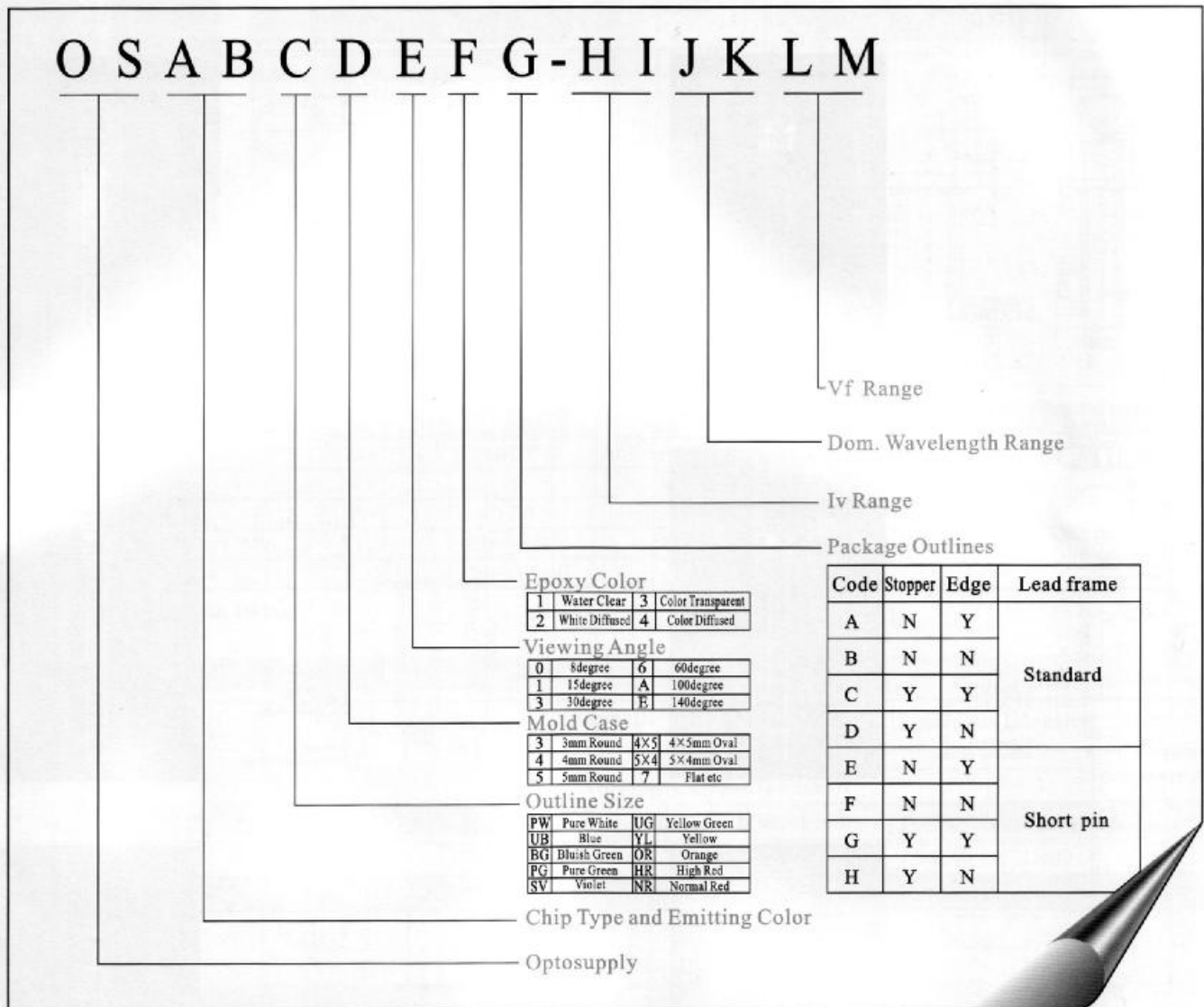
Item	Symbol	Condition	Min.	Typ.	Max.	Unit
DC Forward Voltage	V_F	$I_F=20mA$	2.8	3.4	4.0	V
DC Reverse Current	I_R	$V_R=5V$		-	50	μA
Luminous Intensity	I_v	$I_F=20mA$	1120	1350	1560	med
Chromaticity Coordinate*	x	$I_F=20mA$	0.23	0.25	0.27	
	y	$I_F=20mA$	0.24	0.26	0.28	
50% Power Angle	$2\theta_{1/2}$	$I_F=20mA$	-	140	-	deg

*Please refer to CIE 1931 chromaticity diagram.

LED



Part Number Formation:



Intensity Standard

BIN	Range(mcd)	BIN	Range(mcd)
B	20-30	N	2180-3000
C	30-45	O	3000-4200
D	45-68	P	4200-5800
E	68-100	Q	5800-7000
F	100-150	R	7000-8400
G	150-220	S	8400-10000
H	220-330	T	10000-12000
I	330-500	U	12000-14400
J	500-750	V	14400-18000
K	750-1120	W	18000-22000
L	1120-1560	Y	22000-25000
M	1560-2180	Z	25000-30000

Forward Voltage

BIN	Range(V)	BIN	Range(V)
1	-1.6	A	3.2-3.4
2	1.6-1.8	B	3.4-3.6
3	1.8-2.0	C	3.6-3.8
4	2.0-2.2	D	3.8-4.0
5	2.2-2.4	E	4.0-4.2
6	2.4-2.6	F	4.2-4.4
7	2.6-2.8	G	4.4-4.6
8	2.8-3.0	H	4.6-4.8
9	3.0-3.2	I	4.8-5.0